

# XT30R说明书

尺寸：80 x 120mm

材质：书纸80g



## XT30R

Rechargeable Extended Range Programmable Rescue/  
Hunting Flashlight

V3-2018.10.26

### Specifications

- Cree XHP35 HI D4 LED, 50000 lamp life.
- Hunting Setting as factory default, 4 lighting levels, 2 flash modes.

Specification	Mode	Turbo	High	Medium	Low	Strobe	SOS
ANSI lumens (LM)		1670	400	100	20	1670	100
Runtime(h)		2h30min	6h37min	25h	155h	5h	75h
Beam intensity(cd)		167258	36500	8500	1450		
Beam distance(m)		818	380	185	75		
Impact resistance(m)		1					
Waterproof		IPX8(2 meters submersible)					

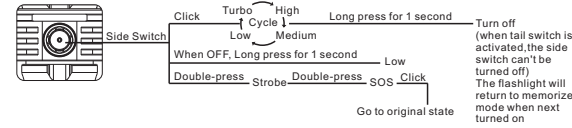
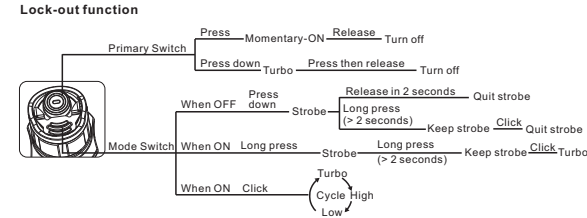
- Working Voltage: 5V-8.4V.
- Compatible Batteries: Integrated 3400mA/7.4V battery assembly.
- Charging Time: At 5V/2A, 5 hours to full, at 5V/1A, 10 hours to full.
- Reflector: Mirror polished.
- Switch Type: Duo-Switch Tail Cap+Side Switch.
- Dimension: (Head)58mm(2.28") x (Body)25.4mm(1") x (Length)250.3mm(9.85")
- Weight: 354g (12.49oz) (with battery)
- Material: 6061-T6 Aluminum alloy.
- Lens: Hardened, AR-coated lens, scratch-resistant.
- Accessories Included: 1 x Lanyard, 2 x O-ring, 1 x Charging cable, 1 x Bag.

Note: The above specifications are measured according to the ANSI/NEMA F11 standard, using the KLARUS 3400mA/7.4V 18650 battery assembly. The measurement may change during actual use depending on battery and environment. KLARUS is a member of PLATO (Portable Lighting American Trade Organization), participates in the establishment of ANSI/NEMA FL1 standards and scientific data analysis.

### Operations

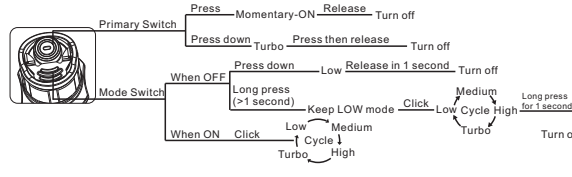
#### User Setting 1: Tactical Setting

One-Touch Strobe, One-Touch Turbo, One-Touch Low, SOS, Mode memory, Lock-out function

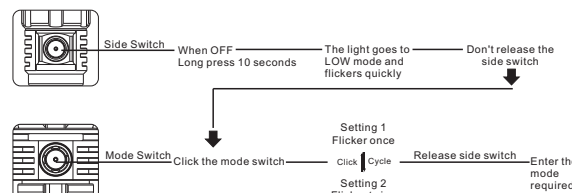


### User Setting 2: Hunting Setting

One-Touch Turbo, One-Touch Low, Non-strobe for Tail Switch, SOS, Mode memory, Lock-out function



### User Setting Change



### Lock-Out

- Side Switch Lock-Out:
  - When the light is OFF and in unlocked state, depress and hold down the switch for 5 seconds until the flashlight flickers twice. The flashlight is now locked.
  - When the light is locked, click the side switch, the indicator of side switch will flicker green to indicate the flashlight is locked.
  - To unlock the flashlight, press the switch three times in quick succession and the flashlight will again flicker twice to indicate that it is active.
- To lock the tail dual-switch, loosen the tail cap for half circle or more.

### Intelligent Temperature Protection System (ITS)

The flashlight will automatically adjust the output based on the current flashlight temperature to best protect the LED and internal components for safety and comforting in using the light.

### Capacity Indicator

- After power-on, the indicator will flash for 5 seconds.
- Green, 70%-100% capacity remaining.
- Orange, 30%-70% capacity remaining.
- Red, less than 30% capacity remaining.
- Red flashing, less than 10% capacity remaining, recharge immediately.

### Recharging Battery

This flashlight utilizes a Magnetic Charging System with its proprietary charging cable. Plug the USB connector into any USB charging port (computer, vehicles, mobile phone charger, etc.), then connect the magnetic connector to the connector port on the flashlight.

### Battery Capacity Indicator

Red: charging in progress; Green: charging complete; Yellow: Check for errors.

### Usage and Maintenance

- The flashlight's surface will increase in temperature during use, especially during periods of higher lumen output. The maximum safe operating surface temperature of the flashlight is 60°C / 140°F.
- The included battery is charged to 50% at the factory and will not support the highest output for the longest running time. Please recharge before initial use.
- For best water resistance, please regularly check the O-ring and apply silicone grease to extend its life. Please replace with KLARUS O-ring as necessary.
- Do not shine directly into the eyes of others
- Loosen the tail cap and lock the side switch to prevent accident activation when not in use.
- For long term storage, remove the tail cap and store in a cool and dry location.

### Warranty

- KLARUS guarantees the flashlight against defects in material and workmanship. Flashlight products that are found to be defective under normal use within 5 years of the proof of purchase date will be repaired or replaced without charge.
- This warranty does not cover damage caused by accident, unreasonable use or product alteration. Failure to follow the general maintenance directions could result in damage to your flashlight that may not be covered by the KLARUS warranty.

### Limited Lifetime Warranty

If problems develop after 5 years from the date of purchase, KLARUS will charge for parts only. The total repair fee will be assessed according to the cost of the replacement materials. If damage to the light is substantial, KLARUS will contact the customer via the dealer with a quote. The customer can then decide whether to proceed with the repairs or not. Freight will be paid by dealer or customer.

### Warranty Procedure

- If this flashlight does not perform to the specification, the product will be repaired or replaced as described above.
- Please contact your original KLARUS dealer for replacement and repairs.
- If the warranty issue cannot be resolved by the dealer, please contact KLARUS at service@klaruslight.com for assistance. Please provide the following information to expedite the process:
  - 1) List the serial number on the light.
  - 2) Include a detailed description identifying the issue, accompanied by pictures or a short video demonstration if necessary.
  - 3) Provide the name and store of the dealer you made the purchase from; and a copy of the proof of purchase.



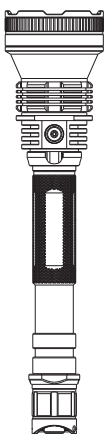
Website



Facebook

### KLARUS LIGHTING TECHNOLOGY CO., LIMITED

Address: 5/F, No.26 Building, Niulanqian Industrial Park, Longhua District, Shenzhen City, 518131, China.  
Phone: +86-755-27700110  
Email: info@klaruslight.com, sales@klaruslight.com  
Customer Service: service@klaruslight.com  
Website: www.klaruslight.com



## XT30R

可充电超远射程可编程搜索手电

V3-2018.10.26

### 规格

- 采用Cree XHP35 HI D4 LED, 寿命长达 50000小时。
- 出厂设置为户外模式, 共4种亮度模式, 2种闪烁模式。

ANSI/NEMA FL1	极亮	高亮	中亮	低亮	爆闪	SOS
亮度(LM)	1800	400	100	20	1670	100
续航时间(h)	2h30min	6h37min	25h	155h	5h	75h
光强度(cd)	167258	36500	8500	1450		
射程(m)	818	380	185	75		
防跌落(m)	1					
防水级别	IPX8级防水(水下2m)					

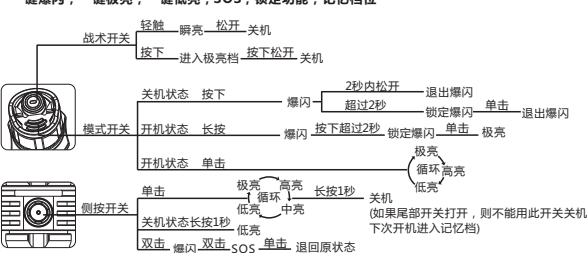
- 工作电压: 5V-8.4V.
- 电池: 内置高性能3400mA/7.4V电池组(2\*18650), 且不可拆卸。
- 充电时间: 使用5V/2A适配器, 5个小时充满; 使用5V/1A适配器, 10个小时充满。
- 反光杯: 镜面光杯。
- 开关类型: 战术尾部双开关+箭头侧按。
- 尺寸: (头直径)58mm x (身直径)25.4mm x (总长)250.3mm
- 重量: 354g(含内置电池)。
- 材料: 铝合金 6061-T6。
- 镜片: 钢化玻璃, 镀AR膜, 防刮耐磨。
- 配件: 1 x 手绳, 2 x O圈, 1 x 磁吸充电线, 1 x 布套。

备注: 以上参数是按照国际手电筒测量标准ANSI/NEMA FL1所述之方法测量所得, 所使用电池为KLARUS 3400mA/7.4V 18650电池组, 实际数据可能会随着不同电池或使用环境而产生影响。KLARUS是美国手电筒行业协会(PLATO)的成员, 参与制定和优化ANSI/NEMA FL1手电标准, 产品测试数据标准科学。

### 使用操作

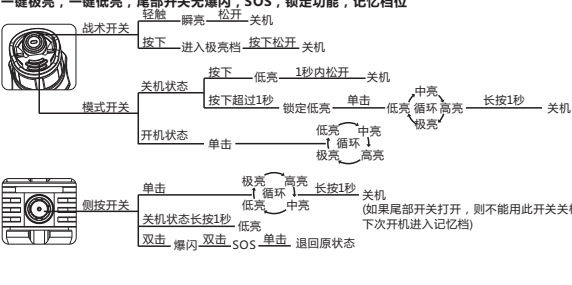
#### 模式1: 战术模式

一键爆闪, 一键极亮, SOS, 锁定功能, 记忆档位

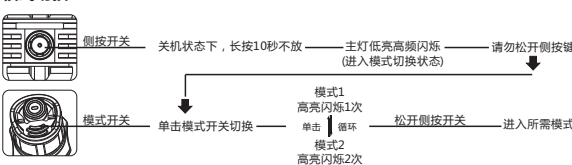


### 模式2: 户外模式

一键极亮, 一键低亮, 尾部开关无爆闪, SOS, 锁定功能, 记忆档位



### 模式切换



### 锁定功能

- 只有侧面开关具有锁定功能。
- 在未锁定的关机状态, 长按5秒锁定, 快速单击三次解锁 (锁定和解锁时主灯闪烁两次, 提示已锁定或解锁)
- 锁定状态下按下侧按开关, 指示灯绿灯闪烁, 提示侧按键在锁定状态。

### 智能温控系统

在最高亮时智能温控系统会根据手电筒的温度来调节手电亮度, 以保护LED及内部元器件, 更安全可靠, 同时增强握持舒适度。

### 电量指示

- 开机后侧按键指示灯显示5秒, 5秒后关闭。
- 绿色, 表示剩余电量70%-100%。
- 橙色, 表示剩余电量30%-70%。
- 红色, 表示剩余电量30%以下。
- 红灯闪烁, 表示剩余电量10%以下, 电量即将耗尽, 请及时充电。

### 充电说明

此手电采用磁吸式充电, 标配专用磁吸充电线, 充电时将磁吸充电线的USB连接端口插入可适配的任何USB供电设备 (包括电脑USB、车载USB、手机适配器USB等), 然后将磁吸充电线的磁性接头与手电的磁性接口连接。

### 充电指示灯

充电中, 指示灯为红灯; 充满电后, 指示灯为绿灯; 充电异常时黄灯闪烁。

### 使用及维护

- 手电在使用过程中, 手电表面温度在60°C以下属于正常情况, 请放心使用。
- 充电电池出厂时只有50%以下电量, 直接使用不能达到最高亮度和正常续航时间, 首次使用请将电池充满。
- 为达到最佳防水性能, 请定期检查防水O圈的完整性, 并适量涂抹润滑硅脂于防水O圈上以延长其使用寿命。如O圈损坏, 请及时更换原厂O圈以确保您所使用的产品的优异防水性能。
- 请勿将手电筒的光线直接照射人类或动物的眼睛。
- 手电筒不用时, 可将筒尾扭松并且把侧按键, 避免误操作。
- 长时间不使用手电筒时, 请将筒尾扭下 (切断电源), 并妥善存放于阴凉干燥处。

### 保修

- 15天保换期: 自售出之日起15天内, 在正常使用情况下, 出现产品质量问题, 客户可选择更换新品或维修服务, 要求更换时, 所换产品应为返修产品同型号同规格的新品; 如同型号同规格的产品停止生产时, 则调换不低于原产品性能的同品牌产品。
- 5年免费保修期: 自售出之日起5年内, 用户在正常使用情况下, 出现产品质量问题, 可享受免费维修服务。
- 终身有限保修: 超过5年免费保修期外, 提供有偿保修, 费用以实际更换材料费用为准, 不另收取人工费。



关注微信



进入官网



京东购买



淘宝购买

### 深圳市凯瑞兹电子科技有限公司

地址: 深圳市龙华区民治牛栏前工业区26栋5楼  
邮编: 518131 电话: +86-755-27700110  
邮箱: info@klaruslight.com, sales@klaruslight.com  
售后: service@klaruslight.com  
网站: www.klaruslight.cn

